









 **D**ear Friend,

Seventy-five years ago, on October 14, 1926, a collection of stories about a certain toy bear who came down the stairs, “bump, bump, bump, on the back of his head, behind Christopher Robin” was published in England and America. Winnie-the-Pooh, the rather stout, endearingly confused bear at the center of these stories, has since grown “in health and wisdom and riches” into one of the most beloved characters in all of children’s literature. To help you celebrate the 75th Anniversary of the publication *Winnie-the-Pooh*, Dutton Children’s Books, the original home of A. A. Milne’s classics, has prepared this spectacular event kit.

Winnie-the-Pooh has many fans, children and adults alike. To help all of Pooh’s fans celebrate this important birthday, no matter what their age, we’ve divided the activities into Storewide Activities suitable for adults and older children, and Pooh Party Activities geared toward Pooh’s young fans aged 3 to 6 years old. You may want to schedule two separate events: one for adults and one for small children and their caregivers. Included you’ll find:

- 
-  **Pooh party balloons**
 -  **Special Winnie-the-Pooh Anniversary buttons to use as giveaways**
 -  **Reproducible invitations**
 -  **Event poster**
 -  **Recipe suggestions**
 -  **Activity instructions for Winnie-the-Pooh Read-a-thon, Pooh Bear Trivia Contest, Giant Pooh Birthday Card, Give the Bear a Balloon, Honey Pot Hunt, Pooh Puppets, and 3 Cheers for Pooh!**
 -  **Reproducible sheets for Give the Bear a Balloon, Honey Pot Hunt, and Pooh Puppets**

When should you hold your Winnie-the-Pooh Anniversary events? The date of the anniversary, October 14, 2001, is a great place to start, but any day around that date will work. Use the party invitations and event poster included in this kit to help you spread the word. Be sure to decorate your party space with balloons and other decorations. On the invitations you can ask your guests to bring along their favorite stuffed bear or to come dressed as their favorite Pooh character.

We hope you enjoy this Winnie-the-Pooh Anniversary Event Kit and hope it helps you celebrate the 75th birthday of the Best Bear in All the World—Winnie-the-Pooh!

*So now let's give him three hearty cheers
And hope he'll be with us for years and years,
3 Cheers for the wonderful Winnie-the-Pooh!*



You're invited . . .



Illustrations © The Trustees of the Pooh Properties.

Winnie-the-Pooh, copyright © 1926 by E. P. Dutton & Co., Inc.; copyright renewal 1954 by A. A. Milne.
The House at Pooh Corner, copyright © 1928 by E. P. Dutton & Co., Inc.; copyright renewal 1956 by A. A. Milne

You're invited . . .



Illustrations © The Trustees of the Pooh Properties.

Winnie-the-Pooh, copyright © 1926 by E. P. Dutton & Co., Inc.; copyright renewal 1954 by A. A. Milne.
The House at Pooh Corner, copyright © 1928 by E. P. Dutton & Co., Inc.; copyright renewal 1956 by A. A. Milne

To a Special
Pooh Party

to celebrate the 75th Anniversary
of the Original Winnie-the-Pooh!

Where: _____

When: _____

RSVP: _____



To a Special
Pooh Party

to celebrate the 75th Anniversary
of the Original Winnie-the-Pooh!

Where: _____

When: _____

RSVP: _____



Storewide Activity: Serving Smackerels

Pooh always liked a little something at eleven o'clock in the morning, and he was very glad to see Rabbit getting out the plates and mugs; and when Rabbit said, "Honey or condensed milk with your bread?" he was so excited that he said, "Both," and then, so as not to seem greedy, he added, "but don't bother about the bread, please."

—Winnie-the-Pooh



What Pooh Party would be complete without a smackerel or two? Why not try these delicious recipes from *Winnie-the-Pooh's Teatime Cookbook* and *The Pooh Cookbook*? Whether you bake or buy the refreshments, keep in mind that anything made with honey is just the thing for Pooh!



Banana-Honey Sandwiches

- 1 large ripe banana
- 6 slices whole-wheat bread
- 2 to 4 tablespoons honey

Slice the banana into thin rounds and place the rounds on three slices of bread. Spread honey on the other three slices of bread. Assemble the sandwiches, cut into triangle wedges, and serve. *Makes 12 small sandwiches.*

Honey Berry Lemonade

- 8 large lemons
- 1 cup honey
- 7 cups water
- 2 cups frozen mixed berries



Squeeze lemons into a large pitcher or punch bowl. Slowly stir in honey until thoroughly mixed. Add water and berries. Stir to combine ingredients. *Makes 1 dozen large servings.*

Honey Cake

1¾ cups all-purpose flour
½ cup sugar
2 teaspoons baking powder
1 teaspoon salt
1 teaspoon cinnamon
½ cup milk
2 eggs
½ cup butter (1 stick), softened
½ teaspoon vanilla extract
¼ cup honey
powdered sugar, for decoration



Preheat oven to 375°F. Sift dry ingredients together. While mixing, slowly add milk, eggs, softened butter, vanilla, and honey. When a creamy batter has formed, pour into 2 greased 9-inch round cake pans. Bake for 20 to 25 minutes, or until brown around the edges. Sprinkle with powdered sugar and allow to cool for 10 minutes in pan before serving. *Serves 12.*



Storewide Activity: Winnie-the-Pooh Read-a-thon



Sometimes Winnie-the-Pooh likes a game of some sort when he comes downstairs, and sometimes he likes to sit quietly in front of the fire and listen to a story. This evening—

“What about a story?” said Christopher Robin.

“*What* about a story?” I said.

“Could you very sweetly tell Winnie-the-Pooh one?”

“I suppose I could,” I said. “What sort of stories does he like?”

“About himself. Because he’s *that* sort of Bear.”

—*Winnie-the-Pooh*



You'll need:

Copies of *Winnie-the-Pooh* and *The House At Pooh Corner*

What better way to celebrate the 75th Anniversary of the publication of one of the best-loved children's books of all time than by reading it aloud—from start to finish? On or around Pooh's birthday, October 14, 2001, hold a Winnie-the-Pooh read-a-thon at your store in which you read the entire, unabridged text from A. A. Milne's classics, *Winnie-the-Pooh* and *The House At Pooh Corner*.

Set up a podium and a ring of chairs—making it easy for listeners to wander in and out of the space. Since it will take a long time to read through both books, people should feel free to sit and listen to their favorite parts or get up and wander about the store. Ask your booksellers to volunteer to read a chapter at a time, and open it up to your customers, too.



Illustrations © The Trustees of the Pooh Properties.

Winnie-the-Pooh, copyright © 1926 by E. P. Dutton & Co., Inc.; copyright renewal 1954 by A. A. Milne.
The House at Pooh Corner, copyright © 1928 by E. P. Dutton & Co., Inc.; copyright renewal 1956 by A. A. Milne

Pooh Party Activity: Pooh Bear Trivia Contest

Test just how much your guests really know about Winnie-the-Pooh, Piglet, Eeyore, and all their friends in the Hundred Acre Wood by holding a Pooh Bear Trivia Contest. Below are ten questions to get you started. You can also check out the book *Winnie-the-Pooh's Trivia Quiz Book* for more questions, or you can write some yourself. Take a look at *Three Cheers For Pooh* by Brian Sibley for information on the "real story" behind Winnie-the-Pooh, and test your guests' knowledge even further.



- 1) Who is the Old Grey Donkey?
- 2) What is Pooh's favorite smackerel (snack)?
- 3) Where does Winnie-the-Pooh live?
- 4) Who is Pooh's bounciest friend?
- 5) Who is Roo's mother?
- 6) Which Very Small Animal did Pooh save from the Terrible Flood?
- 7) Where did Pooh get stuck in the doorway?
- 8) Who wrote *Winnie-the-Pooh*?
- 9) Who drew the pictures?
- 10) Who is the Best Bear in All the World?



Pooh Display Activity: A Giant Pooh Birthday Card



You'll need:


- Large piece of poster board
- Marker
- String
- Crayons, colored pencils

Your 75th birthday is a big birthday and deserves a VERY big card!

Create an oversize birthday card for Winnie-the-Pooh. Fold the poster board in half and make a cover for the card. Then hang it in a conspicuous place so customers can write a personal birthday message to the Bear of Little Brain. Display it a week before your event to help your customers get excited about the upcoming party.



Pooh Party Activity: Give the Bear a Balloon



You'll need:


- Enough balloon cutouts for each child (make photocopies and cut out before the event)
- Large Pooh image (included in packet)
- Double-sided tape
- Bandanna or some other cloth to use as a blindfold

In "Winnie-the-Pooh and Some Bees," Pooh tries to get some honey with a balloon. Have your guests help Pooh by playing this perfectly Pooh-ish twist on that old party favorite, Pin the Tail on the Donkey. Before starting this activity, you can read aloud from the Easy-to-Read version of "Winnie-the-Pooh and Some Bees".

Tape the large Pooh image to the wall at about the height of the average child. Give a balloon cutout to each child and ask them to write their names (or have their parents help them) on the balloons. They can also color and decorate the balloons. Ask the children to line up about three or four feet away from the wall. Then place a piece of double-sided tape on the back of each balloon. Blindfold the first child, turn her around three times, and point her toward Pooh image. If you are celebrating with the Pooh costume, Pooh can be the one to twirl each child around. The child who comes closest to pinning the cutout balloon in the right place is the winner.



Make photocopies of balloon outline on colored paper and cut them out.



Pooh Party Activity: Honey Pot Hunt



You'll need:

Cutout copies of honey pots (see reproducible sheet)

Everyone knows that Pooh's favorite food when he's feeling a little eleven o'clockish is honey. In this game, your guests can help Winnie-the-Pooh find his missing honey pots.

Before your party, make a bunch of copies of the honey pot images included in this packet. Make sure you have at least one for every guest at the party. You can decorate them if you like. Cut them out and hide them around the room before your guests arrive. Don't hide them too well, of course, especially if your guests are very young children. Ask the children to find one honey pot at a time and bring it back to the leader. That way, even children who are a little slower than others will have time to find at least one honey pot.




If you are celebrating with the Pooh costume, let your guests know that what Winnie-the-Pooh would like for his birthday is a little smackerel of honey—but he can't find his honey pots. Ask them to help Pooh find the honey pots hidden around the room. In thanks for finding the honey, every child can get a hug from Pooh.




Pooh Party Activity:

Honey Pot Hunt

Make photocopies of the honey pot below and cut them out. You can also color them.



Pooh Party Activity: Pooh Puppets



You'll need:

- Enough Pooh-shaped cutouts for each child (make photocopies and cut them out before the party)
- Crayons or markers
- Popsicle sticks (you can also use straws or unsharpened, unused pencils)
- Tape or glue

Let each child take the Best Bear in All the World home with them by making these Pooh puppets. Hand a Pooh-shaped cutout to each child. Have the guests color and decorate them with the crayons or markers. Then give each child a Popsicle stick (or whatever you are using). Lay the Pooh cutout, colored side down, on the table. Lay the Popsicle stick on top of the cutout about halfway up Pooh's body, then tape it in place. (You may want to make a sample first and then make one along with your guests.)



Pooh Party Activity:
Pooh Puppets



Illustrations © The Trustees of the Pooh Properties.
Winnie-the-Pooh, copyright © 1926 by E. P. Dutton & Co., Inc.; copyright renewal 1954 by A. A. Milne.
The House at Pooh Corner, copyright © 1928 by E. P. Dutton & Co., Inc.; copyright renewal 1956 by A. A. Milne

Pooh Party Activity: 3 Cheers for Pooh!



You'll need:

- Your newly made Pooh Puppets
- Two readers

What better way to bring your Special Pooh Party to a close than with a rousing hip, hip, Pooh-ray for the Best Bear in All the World! With a partner, read “Anxious Pooh Song” (included in kit), having the second person read all of the lines in parentheses. Before you begin reading, tell your guests that each time you hold up your Pooh puppet, they should yell “Pooh!” As you read the poem, every time you come to the word “Pooh,” hold up your puppet and let the kids yell. At the end of the poem, lead your guests in three very loud hip, hip, Pooh-rays!



ANXIOUS POOH SONG



3 Cheers for Pooh!
(For Who?)
For Pooh—
(Why what did he do?)
I thought you knew;
He saved his friend from a wetting!

3 Cheers for Bear!
(For where?)
For Bear—
He couldn't swim,
But he rescued him!
(He rescued who?)
Oh, listen, do!
I am talking of Pooh—
(Of who?)
Of Pooh!

(I'm sorry I keep forgetting.)

Well, Pooh was a Bear of Enormous Brain
(Just say it again!)
Of enormous brain—
(Of enormous what?)
Well, he ate a lot,
And I don't know if he could swim or not,
But he managed to float
On a sort of boat
(On a sort of what?)

Well, a sort of pot—
So now let's give him three hearty cheers
(So now let's give him three hearty whiches?)
And hope he'll be with us for years and years,
And grow in health and wisdom and riches!

3 Cheers for Pooh!
(For who?)
For Pooh—
3 Cheers for Bear!
(For where?)
For Bear—
3 Cheers for the wonderful Winnie-the-Pooh!
(Just tell me, Somebody—WHAT DID HE DO?)



Winnie-the-Pooh Titles



The Original Editions

HC: *Winnie-the-Pooh*, 0-525-44443-2, \$10.99 (\$15.99 CAN)

PB: *Winnie-the-Pooh*, 0-14-036121-9, \$4.99 (\$6.99 CAN)

HC: *The House at Pooh Corner*, 0-525-44444-0, \$10.99 (\$15.99 CAN)

PB: *The House at Pooh Corner*, 0-14-036122-7, \$4.99 (\$6.99 CAN)

HC: *When We Were Very Young*, 0-525-44445-9, \$10.99 (\$15.99 CAN)

PB: *When We Were Very Young*, 0-14-036123-5, \$4.99 (\$6.99 CAN)

HC: *Now We Are Six*, 0-525-44446-7, \$10.99 (\$15.99 CAN)

PB: *Now We Are Six*, 0-14-036124-3, \$4.99 (\$6.99 CAN)



The Complete Tales and Poems of Winnie-the-Pooh

0-525-46726-2, \$40.00 (\$58.00 CAN)

Deluxe Picture Books

Tigger Comes to the Forest, 0-525-46271-6, \$9.99 (\$15.99 CAN)

Winnie-the-Pooh and Some Bees, 0-525-46270-8, \$9.99 (\$15.99 CAN)

Pooh Goes Visiting, 0-525-46457-3, \$9.99 (\$15.99 CAN)

Eeyore Loses a Tail, 0-525-46456-5, \$9.99 (\$15.99 CAN)



Pooh Giant Board Books

Pooh: 0-525-46232-5, \$7.99 (\$11.99 CAN)

Piglet: 0-525-46334-8, \$7.99 (\$11.99 CAN)

Tigger: 0-525-46233-3, \$7.99 (\$11.99 CAN)

Eeyore: 0-525-46332-1, \$7.99 (\$11.99 CAN)



Winnie-the-Pooh's Giant Lift-the-Flap Book

0-525-45841-7, \$9.99 (\$14.99 CAN)

Winnie-the-Pooh's Sticker Storybooks

ABC Sticker Storybook: 0-525-46275-9, \$5.99 (\$9.99 CAN)

1-2-3 Sticker Storybook: 0-525-46274-0, \$5.99 (\$9.99 CAN)

Shapes & Colors Sticker Storybook: 0-525-46337-2, \$5.99 (\$9.99 CAN)

Telling Time Sticker Storybook: 0-525-46336-4, \$5.99 (\$9.99 CAN)



Illustrations © The Trustees of the Pooh Properties.

Winnie-the-Pooh, copyright © 1926 by E. P. Dutton & Co., Inc.; copyright renewal 1954 by A. A. Milne.
The House at Pooh Corner, copyright © 1928 by E. P. Dutton & Co., Inc.; copyright renewal 1956 by A. A. Milne